

Global instant messaging app



Inside WhatsApp



Minimum age for users is

16

800 million

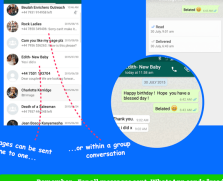
average monthly active users

Getting started

How does it work?

WhatsApp allows your child to send instant messages only to contacts that they have added to their WhatsApp account.

i Only people who have a WhatsApp account can send and receive messages through the app.

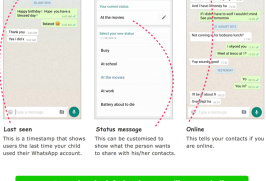


Messages can be sent one to one... or within a group conversation

Remember - For all messages sent, WhatsApp sends "read receipts" to tell sender if the message was delivered, read, seen or played (if a recipient had played video).

Keeping things private

What information can be shared?



Last seen

This is a timestamp that shows users the last time your child used their WhatsApp account.

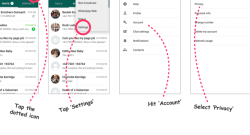
Status message

This can be customised to show what the person wants to share with his/her contacts.

Online

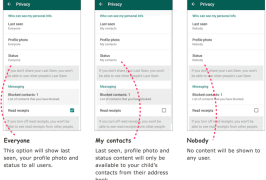
This tells your contacts if you are online.

Remember - by default, WhatsApp will automatically set privacy settings to allow any WhatsApp user to view read, last seen messages and profile photo and status. If you don't share your last seen info, you won't be able to see other people's last seen info.



i Note there is no way to hide online status from all users.

There are **three** settings to manage what information is shared



Everyone

This option will show last seen, your profile photo and status to all users.

My contacts

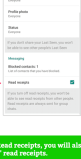
Last seen, profile photo and status content will only be available to your child's contacts from their address book.

Nobody

No content will be shown to any user.

Lightbulb icon Please advise your child to change this setting to "My contacts" so that only their contacts are able to see this information.

If you would like to stop sending "read receipts" you can untick this option in the App.



Remember - if you uncheck Read receipts, you will also not be able to see other users' read receipts.

Location tagging

If this setting is switched on, any images and videos shared will also show the location of where they were taken on a map.

Talk to your children about the importance of keeping this function switched off.



Managing what content they can see

To make sure your child only receives messages from people they trust they can block, delete or report users.

Delete or blocking a user



Blocked users will not be able to contact you. Any updates to your status, profile image and last seen timestamps will not be shown. If you have blocked someone they will not be notified but may still be able to work it out as your status message will no longer be displayed.

Reporting spam



If you receive a message from an unknown contact you can Report spam and Block. This will report the user and add the user to your Blocked list.

